

EXAMION®

X-Ray Systems · Digital Imaging · Service

X-DR Retrofit

Retrofit solutions for digital radiography



Get your X-ray system fit for the future

Your existing radiography system still works very well, but you want to x-ray with actual detector technology anyway? With the EXAMION Retrofit solution, you can upgrade your existing X-ray system to a fully digital system.

- **Versatile and flexible:**
Customised retrofit solutions for stationary, mobile and portable X-ray equipment. The right detector for any application
- **Comprehensive and reliable:**
Perfectly matched hardware and software components for reliable workflow and excellent image quality

EXAMION Retrofit Solution

We offer you a retrofit system from a single source:

EXAMION is your competent partner for all hardware and software components.



EXAMION X-DR
Flatpanel Detector

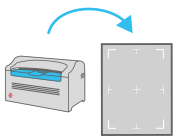


EXAMION X-AQS
Acquisition Console

- ✓ Simple and fast switch to the modern technology
- ✓ Highest image quality by using the special CsI scintillator
- ✓ Impress pet holders with the up-to-date technology

Advanced technology without any modification measures

The detectors comply in their dimensions with the formats of the previous X-ray cassettes and can be easily integrated into existing systems.



Stationary X-ray equipment, previously with storage foil system:

The detector simply replaces your previous storage foil cassettes. In place of your CR system is the compact X-AQS acquisition console.



Mobile X-ray equipment for equine practice:

Carry the detector for X-ray imaging with you. A compact notebook or tablet PC is used as acquisition console.



Universal X-ray equipment for mixed practice:

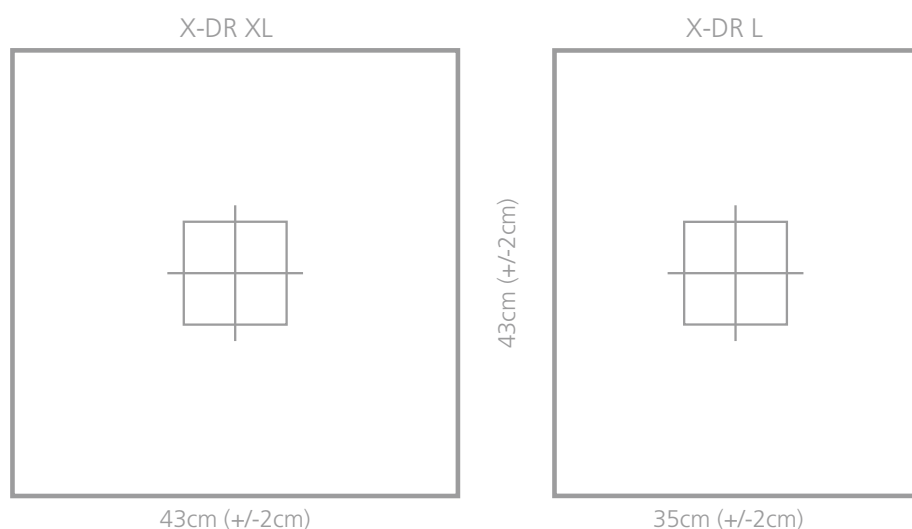
During your consultation you can place the detector in your stationary cassette or on your treatment table. For examinations on the horse simply take it with you in our special bags or cases.

Flat Panel detectors – models and sizes

EXAMION detectors are at the heart of most of our X-ray solutions. They ensure maximum image quality and speed up your workflow. We offer you the suitable model for nearly every bucky-tray in various X-ray systems.

Our most popular models at a glance

	X-DR L WiFi	X-DR L WiFi Premium	X-DR XL WiFi	X-DR XL WiFi Premium
Pixel pitch	150 µm	100 µm	139 µm	100 µm
Pixel matrix	2.304 × 2.800	3.500 × 4.300	3.072 × 3.072	4.267 × 4.267
Weight	3,4 kg	2,8 kg	4,6 kg	3,4 kg



X-DR L WiFi and X-DR XL WiFi

- Uncomplicated and quick Retrofit of stationary small animal X-ray systems without a modification of the system
- Best seller with excellent price-performance relation
- Excellent image quality that also complies with high demands
- Can be combined with stationary Acquisition Console or Notebook
- Can be used in alternation between stationary small animal X-ray unit and portable horse images

X-DR XL

- Fixed installation cable detector when the device doesn't need to be taken out of the bucky-tray

X-DR L WiFi Premium and X-DR XL WiFi Premium

- Low weight
- High protection against liquid infiltration
- Pixel size of 100 µm: X-ray images of excellent quality, for the most challenging requirements

Your benefits at a glance

Advantages of a retrofit solution

EXAMION's retrofit solution was specifically designed for practices wishing to switch to the **most recent method of image development** without having to undergo a complex remodelling effort.

In addition, you can increase the **efficiency** of your X-ray equipment through continued use of existing components.

- ✓ Fast and easy retrofitting
- ✓ Lower investment costs than buying a completely new X-ray system
- ✓ Increase in efficiency, workflow, and quality
- ✓ Using the most advance technology



Retrofit solution for your needs

- Choose the fastest way to X-ray: X-ray without additional image development steps
- Increase image quality
- Reduce your maintenance costs
- Impressing Animal Holders with Modern Technology
- Uncomplicated installation of the detector
- Strong and reliable
- Data transfer via WiFi
- Power supply via rechargeable battery; wiring optional
- Reduce radiation exposure of operators



Advantages of digital image storage

- Reduce your administrative burden
- Save time searching for patient data
- Get all relevant image information with a single click
- Seamless integration in your existing IT system
- Gain more space by eliminating CR devices and film archives



X-AQS Software – Acquisition, Control, Archiving

The EXAMION X-AQS software is a universal solution for X-ray image acquisition, processing and archiving, allowing you to control a variety of CR digitizers, DR flat panels and X-ray generators as well as processes. The software is available as a DICOM modality for connection to your existing image archive, but also as a system solution with X-AQS PACS with uniform operation at viewer workstations. The software can be adapted to your needs and can grow with you - always as you need it.



Order placement

- Continuously operable via touch screen
- Clear selection of animal variety
- Freely configurable organ lists per animal type

Image acquisition

- State-of-the-art X-AQS image processing Consistent operation with different image sources, even when switching between CR and DR systems
- Digital X-ray journal

Post-processing

- Extensive functions for image post-processing
- Measuring tools already at the acquisition workstation
- Export to DICOM and other formats via USB stick, DVD and e-mail

Additional functions with X-AQS image archive

- Client software for an unlimited number of viewer workstations
- Integration of peripheral devices such as ultrasound, endoscopy, CT and MRT

Web client

- High-quality web client not only for image viewing, including patient management and order placement, for example.



As the central control unit for digital X-rays, X-AQS convinces with its operator-friendly user interface. Clear and simple buttons enable you to achieve the perfect X-ray image with just a few clicks. We offer you a future-proof universal software platform which is constantly being further developed and user tested.

EXAMION GmbH

EXAMION is a global provider of digital radiography solutions for human and veterinary medicine. We have been operating according to our 'one-stop expert' principle for 35 years, assisting our customers with competent advice in planning, installation and after-sales services.




We currently support more than 7,000 systems, which are primarily stationary installations in hospitals and medical practices, partially also mobile applications. Our proprietary EXAMION X-AQS software for system control, image processing, diagnosis and archiving ensures a standardised control and efficient workflow. In addition to radiography and digital image processing, our product range includes mammography and radiotherapy.

Our more than 100 specialists work as a team for our customers throughout Germany, and four European locations in Belgium, Poland, Portugal and Switzerland. Through a network of certified sales and service partners, EXAMION provides customers around the world with its latest state-of-the-art X-ray solutions.


EXAMION is characterised by its extensive market expertise, cutting-edge technology and its vast number of project references in the private and public sector.


Benefit from years of experience




Contact head office

EXAMION GmbH
Erich-Herion-Str. 37
70736 Fellbach
Germany

 +49 711 120 002 - 0

 +49 711 120 002 - 22

www.examion.com

 sales@examion.com



Click here for our
Website

Certified partner of EXAMION