

EXAMION®

X-Ray Systems · Digital Imaging · Service

X-Emergency

Mobile digital X-ray - perfect for all applications



Digital X-ray: ubiquitous, fast and reliable

EXAMION emergency X-ray solutions are the unrivalled solution for modern mobility requirements in emergency radiography: carry your whole X-ray department around with you in just one case or bag and still take advantage of the comprehensiveness and versatility of a digital X-ray system.

Put together your individual emergency service from a selection of EXAMION X-ray machines, digitising hardware and mobile accessories, based on the universal and comprehensive X-AQS and PACS software, for any requirement. Perfectly integrated systems with proven reliability in any surroundings and conditions.

EXAMION emergency solutions are the perfect choice if you value mobility indoors or outdoors, straightforward, efficient workflows and high-quality X-ray images – all at an affordable price.

The perfect solution for every application

Many situations demand the equipment to be carried/delivered to the patient:
Our X-ray equipment can be easily transported due to its light weight and portability.



Ambulances / mobile clinics

To provide health care in remote distances mobile vehicles need to be equipped with everything necessary.



Emergency humanitarian aid

Especially after environmental disasters, in crisis areas or for military use, the emergency equipment needs to be flexible and suitable for many applications.


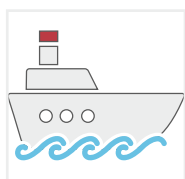


Home care

To support the residential care at home the equipment must be very easy to handle.

Often ambient conditions demand special treatment:

Our X-ray equipment is space-saving and can be integrated in many transport vehicles and may be used in temporary facilities.





X-DRS Mobile 4/8

The system consists of a stable mobile stand and a fixed X-ray device. For example, it can be pushed safely to any place within a mobile hospital. The system can be easily folded up for transport.

The system can be optimally combined with the X-DR L WiFi, but the EXAMION detector in size XL can also be integrated. The EXAMION software X-AQS as part of the digital system also controls the X-ray systems by radio.

Characteristics:

- Constant power with 8 kW, optionally 4 kW
- input voltage 100 - 240 V AC
- Tube voltage 40 kV - 125 kV
- Foldable tripod with a weight of only 28 kg respectively 46 kg (according to the chosen variant of system)
- LED collimator light
- Centering laser
- Dual focus 0.6 mm and 2.8 mm respectively 0.5 mm and 1.8 mm when you chose the 4 kV X-ray tube

Variants

- X-DRS Mobile 4/8: Completely integrated X-ray system for creating high-quality digital images. It consists of an X-ray device, stand with rollers, detector and X-AQS X-ray software
- X-R Mobile 4/8: If you do not need a fully integrated X-ray system, but only a high-quality X-ray machine with a mobile stand, then this variant is the right choice for you.
- X-DRS Portable 4/8: This variant also includes a complete X-ray system for creating high-quality digital images, which is even lighter and therefore easier to transport than the system X-DRS Mobile 4/8. It consists of an X-ray device, a collapsible stand with rollers, a detector and X-AQS X-ray software.
- X-R Portable 4/8: With this version you get a high quality X-ray device with a foldable stand.



X-R Mobile 4/8



X-R Portable 4/8



X-R Mobile 4/8



X-R Portable 4/8

X-DRS Portable 100 PK

The portable X-ray device of the X-DRS Mobile 100 PK system is particularly powerful and compact, so that it can reliably accompany you in your various activities. EXAMION offers you two different stands for this system for comfortable work when creating digital X-ray images.

The easy-to-use X-ray system gives you the freedom to concentrate fully on the patient. Not only is the hardware intuitive to use, but with our X-AQS X-ray software, which is an integral part of the system, we place great value on user-friendliness right from the development phase. Thanks to a wide range of setting options, the system can be adapted to your individual needs.

The robust housing protects the X-ray device from impacts and dirt; this is a comfort that you no longer want to do without.

Characteristics

- 5 kW, 110 kV / 100 mA
- Focus 1.5 mm
- LED collimator light
- Duallaser
- High performance capacitor for a stable and reliable power supply

Variants

- X-DRS Portable 100 PK: Fully integrated X-ray system made up of four main components: Powerful X-ray tube, EXAMION detector in the appropriate size / design, on a selectable tripod and the X-AQS X-ray software.
- X-R Portable 100 PK: The portable X-ray device has a constant X-ray output without fluctuations in performance, so that digital X-ray images can be created reliably. The high-performance capacitor also ensures a stable and reliable power supply. The X-ray tube is optimally compatible with the X-DR Portable Case / Bag L WiFi systems





-DRS Portable 100 ER

The digital X-ray system X-DRS Portable 100 ER allows you a wide range of uses. Particularly in combination with the EXAMION detectors X-DR L WiFi, the system delivers X-ray images in excellent quality. However, all EXAMION detectors are compatible with the system.

This X-ray solution offers a high output power of up to 5 kW and a flexible 100 mA range. With this feature you have sufficient capacity to examine the thickest / strongest part of the human body, e.g. chest or hip images.

The pre-stored dose area products of the X-ray system conveniently specify the incoming radiation dose and enable the patient to reliably and correctly use the radiation dose.

The complete X-ray system also includes a tripod, which allows you to work comfortably when creating digital X-ray images

Characteristics

- 5 kW, 110 kV / 100 mA
- Focus 1.8 mm
- LED collimator light
- Duallaser
- High performance capacitor for a stable and reliable power supply

Variants

- X-DRS Portable 100 ER: Complete X-ray system with perfectly coordinated components: X-ray device, selectable tripod, EXAMION detector and X-AQS X-ray software
- X-R Portable 100 ER: The X-R Portable 100 ER X-ray unit has been developed to meet all the requirements of your portable X-ray application. An X-ray detector such as the EXAMION X-DR WiFi can be connected directly via an interface.



Tripods

An X-ray stand is ideal for comfortable work during the X-ray exposure - especially in mobile use. It relieves the user and makes the X-ray examination more efficient.

EXAMION offers you different models to choose from, here we show our bestseller.

X-R MORE Stand Stat-X portable

- Very quick and convenient assembly without tools
- Flexible and adjustable in height
- Very light (only 15 kg), at the same time loadable up to 25 kg
- Folded: 30 cm x 30 cm x 142 cm
- Available in three versions:
 1. Foldable mobile stand for portable X-ray machines
 2. For CR cassettes or detectors
 3. Combined solution from option 1 + option 2





X-ray in a bag

The portable solutions from EXAMION are equipped with a high resolution detector with 35 cm x 43 cm (14" x 17"). Furthermore it has a maximum dynamic range of grey values and AED sensor. Another very convenient feature is that our portable cases or portable bags can create high quality images with almost any tube. It comes with a combined workstation, consisting of ultrabook with integrated PACS archive.

X-DR Portable Case L WiFi

The X-DR L WiFi detector offers a transportable solution based on a portable case. Detector and ultrabook are safely accommodated – protected against water, dust and sand - in a sturdy carrying case.

This portable unit can be ideally combined with X-R Mobile 4/8, X-R Portable 4/8 or X-R Portable 100 ER and X-R Portable 100 PK.



X-DR Portable Bag L WiFi

The lighter version compared to the portable case is the portable bag. It ensures the highest degree of comfort for carrying the device and with its special padding it simultaneously protects the components.

The X-DR Portable Bag L WiFi can be as well combined with X-R Mobile 4/8, X-R Portable 4/8 or X-R Portable 100 ER and X-R Portable 100 PK.



Swivel bracket systems

X-DRS Floor Z-Arm Manual

Digital X-ray in a small space - without restrictions

The swivel bracket system X-DRS Floor Z-Arm Manual was specifically developed as a space-saving solution, especially when emergency and intensive care patients are treated who have to be examined while lying down.

The system is ideal for small hospitals in remote regions, field hospitals, container hospitals and for installation in a truck.

The purely mechanical movements allow the system to be positioned very quickly. Changing between recumbent and standing examinations by rotating the swivel arm, adjusting the swivel arm height for standing examinations, and changing the source image distance are all extremely fast - faster than with a motorised system. Users soon get used to the system and learn how to position the unit. The X-DRS Floor Z-Arm Manual is a reliable, purely mechanically positioned X-ray system which can also take lateral recumbent images. The patient couch is then pushed through the Z-shaped opening of the cross arm in front of the bucky drawer.

The X-DRS Floor Z-Arm X-ray system can be equipped with all EXAMION detectors. Together with the X-AQS X-ray software, you get a space-saving system that reliably delivers high-quality X-ray images.





EXAMION accessories

Additional to our X-ray equipment we provide you with many X-ray accessories which support you in day-to-day clinic life.

Foldable table and foldable stands for bucky or generator



Foldable table



Foldable stand



Foldable bucky stand

Transport box for table and bucky stand



Foldable bucky stand in a transport box



Foldable table + bucky stand in a transport box

Grids, protective boxes and protective wear



Grid



Detektor cover



Coat Apron



Neck Protector



Protective Gloves

Diagnostic monitor



BARCO-Screen
54 cm (21,3") screen diagonal

Viewing monitor



EIZO-Screen
61 cm (24") screen diagonal

X-AQS software with PACS

The X-AQS software (image acquisition software) is the comprehensive platform for the full range of functions of EXAMION emergency systems: Image acquisition and control, patient administration, viewing and diagnosis, archiving in a full EXAMION PACS, DICOM functions, generator control, teleradiology and much more.

Like a Swiss Army knife with its many functions: X-AQS combines your whole X-ray department in just one box and provides all the functions needed for X-ray: anywhere, anytime, any necessity and purpose - comprehensive and simple at the same time.

In any surroundings and under any conditions the features of X-AQS remain a reliable constant:

- Fast workflow
- Intuitive guidance by the software
- High-quality images within seconds
- Easy administration

1. Choose



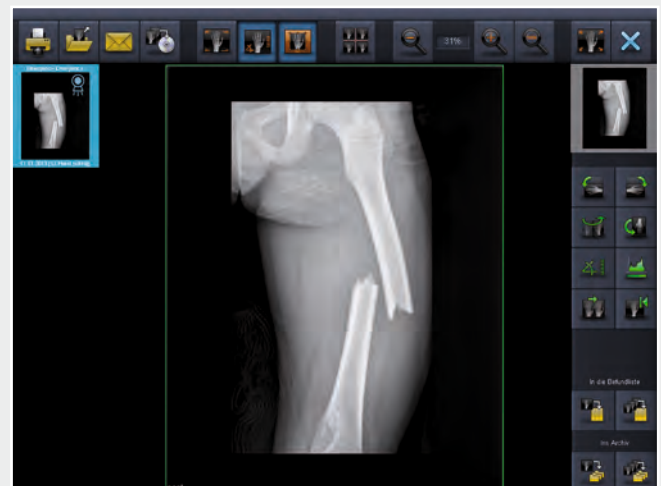
2. Select



3. Acquire



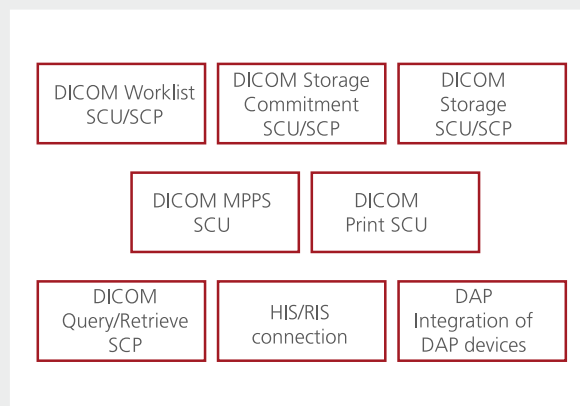
4. Diagnose



Your competent partner for X-ray systems

X-AQS optional software modules

- DICOM Worklist SCU/SCP
- DICOM Storage SCU/SCP
- DICOM Storage Commitment SCU/SCP
- DICOM MPPS SCU
- DICOM Print SCU
- DICOM Query/Retrieve SCP
- HIS/RIS connection
- DAP Integration of DAP devices



EXAMION generator control

- Automatic setup of generator parameters
- Organ-specific
- Available for X-R Portable 4/8 kW, X-R Mobile 4/8 kW, X-R Static Z-Arm

EXAMION teleradiology

All mobile EXAMION solutions come with powerful and proven teleradiology concepts.



EXAMION synchronization

- Synchronize your data between your mobile system and stationary servers
- Synchronize your data between servers

EXAMION GmbH

EXAMION is a global provider of digital radiography solutions for human and veterinary medicine. We have been operating according to our 'one-stop expert' principle for more than 30 years, assisting our customers with competent advice in planning, installation and after-sales services.



We currently support more than 7,000 systems, which are primarily stationary installations in hospitals and medical practices, partially also mobile applications. Our proprietary EXAMION X-AQS software for system control, image processing, diagnosis and archiving ensures a standardised control and efficient workflow.


In addition to radiography and digital image processing, our product range includes mammography and radiotherapy.

Our more than 150 specialists work as a team for our customers throughout Germany, and four European locations in Belgium, Poland, Portugal and Switzerland.

Through a network of certified sales and service partners, EXAMION provides customers around the world with its latest state-of-the-art X-ray solutions.

EXAMION is characterised by its extensive market expertise, cutting-edge technology and its vast number of project references in the private and public sector.

Benefit from years of experience




Contact head office

EXAMION GmbH
Erich-Herion-Str. 37
70736 Fellbach
Germany

 + 49 711 120 002 - 0

 +49 711 120 002 - 22

www.examion.com

 sales@examion.com



Certified partner of EXAMION